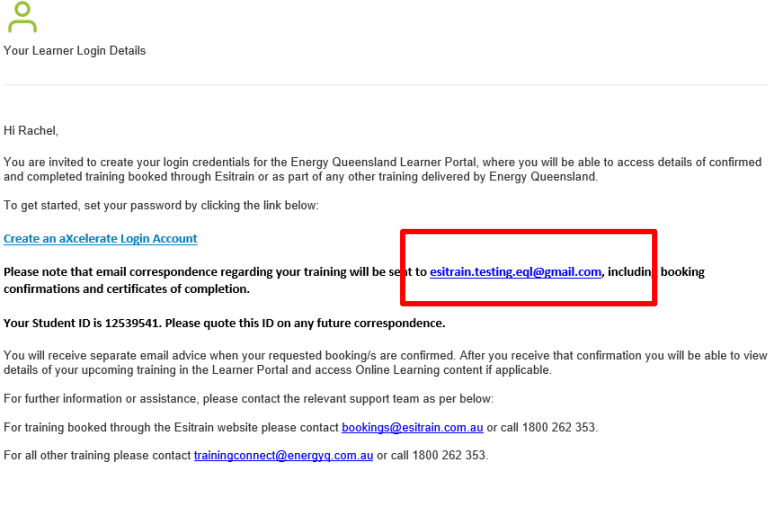
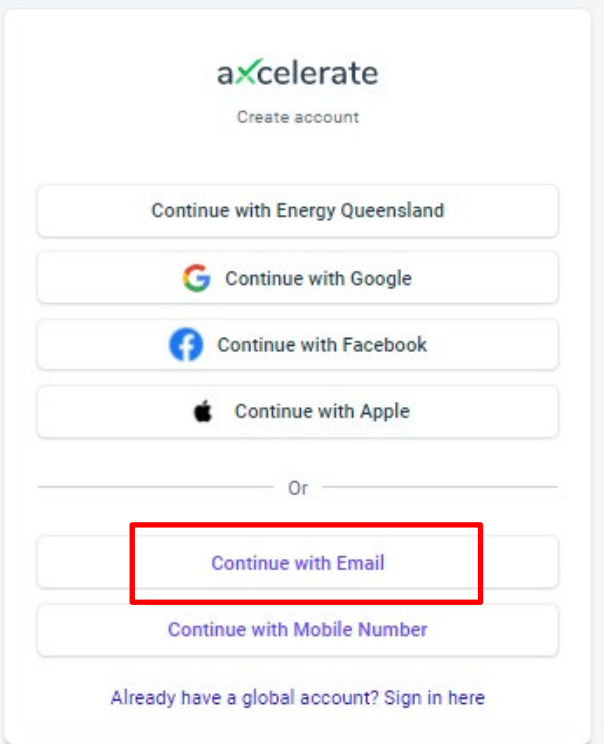




## aXcelerate Account Login Help


Below is a brief explanation of the steps required to create your aXcelerate account.

**Important:** Please do not update your contact details with your USI number and VET Related Details. We will request this information if it is required in the future.

Explanation	Example
<p>You will receive an email inviting you to create an account</p> <p>Click on the “Create an aXcelerate Login Account” link</p> <p>Make sure you open this link in Chrome or Edge.</p>	 <p>Your Learner Login Details</p> <p>Hi Rachel,</p> <p>You are invited to create your login credentials for the Energy Queensland Learner Portal, where you will be able to access details of confirmed and completed training booked through Esitrain or as part of any other training delivered by Energy Queensland.</p> <p>To get started, set your password by clicking the link below:</p> <p><a href="#">Create an aXcelerate Login Account</a></p> <p>Please note that email correspondence regarding your training will be sent to <a href="mailto:esitrain.testing.eql@gmail.com">esitrain.testing.eql@gmail.com</a>, including booking confirmations and certificates of completion.</p> <p>Your Student ID is 12539541. Please quote this ID on any future correspondence.</p> <p>You will receive separate email advice when your requested booking/s are confirmed. After you receive that confirmation you will be able to view details of your upcoming training in the Learner Portal and access Online Learning content if applicable.</p> <p>For further information or assistance, please contact the relevant support team as per below:</p> <p>For training booked through the Esitrain website please contact <a href="mailto:bookings@esitrain.com.au">bookings@esitrain.com.au</a> or call 1800 262 353.</p> <p>For all other training please contact <a href="mailto:trainingconnect@energyq.com.au">trainingconnect@energyq.com.au</a> or call 1800 262 353.</p>
<p>We recommend that you continue with your email</p>	 <p>aXcelerate Create account</p> <p>Continue with Energy Queensland</p> <p>Continue with Google</p> <p>Continue with Facebook</p> <p>Continue with Apple</p> <p>Or</p> <p>Continue with Email</p> <p>Continue with Mobile Number</p> <p>Already have a global account? <a href="#">Sign in here</a></p>

You will then be required to complete the following page

← Choose a different sign up method



New account

Email

Given Name

Family Name

Password


Verify Password

- Password must contain a lower case letter
- Password must contain an upper case letter
- Password must contain a number
- Password must contain a symbol
- Password must be at least 8 characters
- Passwords must match

[Sign up](#)

[Already have a global account? Sign in here](#)

Once you have signed up you will receive an email with a verification code.

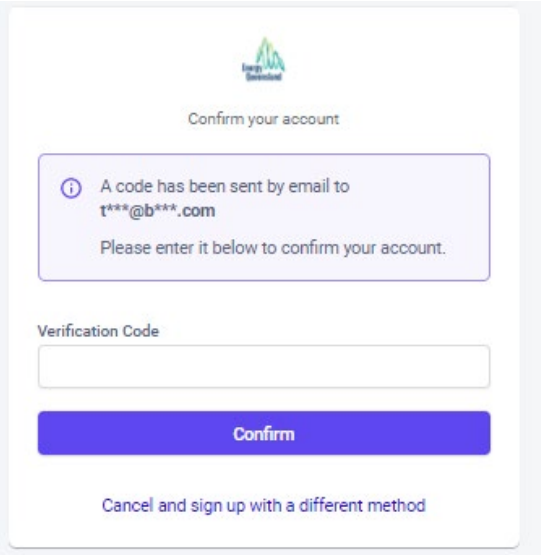
 no-reply@accelerate.com

---

Subject: Your verification code

---

Your verification code is 832322.

<p>You will then need to enter the Verification Code</p>	
<p>You will then be taken to the login screen where you will be asked for your initial user name and password (i.e. email address) and Click "Sign in"</p> <p>After this the Learner portal is launched</p>	